



Date: 1/22/26

This weekly report from the New York State Department of Health presents summaries of select ongoing and emerging infectious disease outbreaks of interest to public health professionals and the public, both globally and in the United States. The Global Health Update summaries include preliminary and up-to-date data that are publicly available for these events at the time of posting. Because this report aggregates and summarizes data and information from outside sources, the quality, accuracy or completeness of that data, and the appropriateness of the methodology used, cannot be guaranteed. Please refer directly to those sources for any data questions. Because the report includes preliminary information, subsequent reports may contain updates or revisions to information in prior reports.

Contents

Chikungunya.....	1
Diphtheria.....	2
Marburg.....	2
Measles.....	2
Mpox.....	5
New World Screwworm.....	8
Non-Seasonal Influenza.....	8
Pertussis.....	10
Polio.....	11
Seasonal Influenza.....	12
Salmonella.....	14
Yellow Fever.....	15
Other Outbreaks, News, and Events.....	17

Chikungunya

United States – Second Locally Acquired Case of 2025 Reported in Florida:

According to data the [Florida Department of Health \(Florida Health\)](#), a locally acquired case of chikungunya was reported during the week ending January 17, 2026. The case was reported in Miami-Dade County and experienced symptom onset in December 2025. This is the only locally acquired case reported in Florida during 2025. Florida last reported local transmission of chikungunya in 2014. A total of 328 travel associated were reported during 2025, primarily among individuals with recent travel history to [Cuba](#) (316).

In October 2025, the [New York State Department of Health \(NYSDOH\)](#) reported the first confirmed locally acquired case of chikungunya ever in the state among an individual from Nassau County. According to data from the [United States CDC](#), these are the first locally acquired cases to be reported in the United States since 2015. According to the [World Health Organization \(WHO\)](#), a resurgence of chikungunya was observed in several regions globally during 2025, particularly in the Americas, with significant potential for [further spread](#) and new introductions in previously unaffected areas.

Source: [Florida Health \(1/26\)](#)

Diphtheria

Nigeria – Resurgence Observed in 2022 Continues Through 2025:

According to data from the [Nigeria Center for Disease Control \(NCDC\)](#), as of December 28, there have been a total of 20,032 suspected cases of diphtheria, of which 15,273 are confirmed, and 872 deaths among confirmed cases reported in Nigeria during 2025. Case and death totals for 2025 are higher and more geographically dispersed compared to 2024.

Diphtheria Cases and Deaths, Nigeria, 2025			
Cases		Deaths†	
Suspected	Confirmed	Confirmed	CFR*
20,032	15,273	872	5.7%

Table Notes: Data as of December 28, 2025; †Among confirmed cases; *Case fatality rate (CFR) calculated among confirmed cases.

The United States CDC currently has a [Level 2 – Practice Enhanced Precautions Travel Health Notice](#) posted regarding diphtheria in Nigeria. According to the [World Health Organization \(WHO\)](#), several countries in the African region reported a resurgence of diphtheria from 2023-2024, including Nigeria. Since 2022, Nigeria has reported a total of 61,570 suspected cases, of which 40,142 are confirmed, and 2,143 deaths among confirmed cases (CFR: 5.3%). Only 6.7% of confirmed cases were fully vaccinated. Most affected states include Kano, Yobe, Katsina, Borno, and Bauchi. Demographically, females (61.1%) and those aged 1-14 (65.3%) have been affected most.

Source: [NCDC](#)

Marburg

Ethiopia – No Incident Cases Reported for 40 Consecutive Days:

According to the [Africa CDC](#), as of January 22, 2026, there have been 14 confirmed Marburg cases and 9 deaths reported in Ethiopia since the outbreak was first declared on November 14, 2025. No incident cases or deaths were reported since the previous update. There have been 5 recoveries and there are no contacts currently under follow up. A total of 40 days have passed without any incident cases reported – 42 days must pass for the outbreak to be declared over.

Cases have been reported in Jinka town and Hawassa city, both locations in southern Ethiopia. Since the outbreak began, over 3,800 individuals have been tested for infection. This is the [first](#) Marburg outbreak in Ethiopia – previous outbreaks and sporadic cases have been reported in other African counties, including Angola, the Democratic Republic of the Congo (DRC), Ghana, Kenya, Equatorial Guinea, Rwanda, South Africa, Tanzania, and Uganda. There is no vaccine against Marburg.

The United States CDC currently has a [Level 1 – Practice Usual Precautions Travel Health Notice](#) posted regarding Marburg in Ethiopia and has issued a [Health Alert Network Health Advisory](#).

Source: [Africa CDC \(1/22/26\)](#), [CDC \(12/22/25\)](#)

Measles

Canada – Initial Data for 2026; Incident Cases Reported in Multiple Provinces:

According to data from the [Public Health Agency of Canada \(PHAC\)](#), as of January 10, there have been a total of 17 probable and confirmed measles cases reported in Canada during 2026. Since the previous update, 28 incident cases were reported, 11 of which reported rash onset during 2025 and contribute to cumulative totals for that year.

Measles Cases, Hospitalizations, and Deaths, Canada, 2026								
Probable Cases		Confirmed Cases		Hospitalizations		Deaths		
Cumulative	Incident†	Cumulative	Incident†	Cumulative	Incident†	Cumulative	Incident†	CFR*
4	+4	13	+13	0	+0	0	+0	0.0%

Table Notes: Data as of January 10, 2026; †Change in cumulative total compared to previous update; *Case fatality rate (CFR) calculated among probable and confirmed cases.

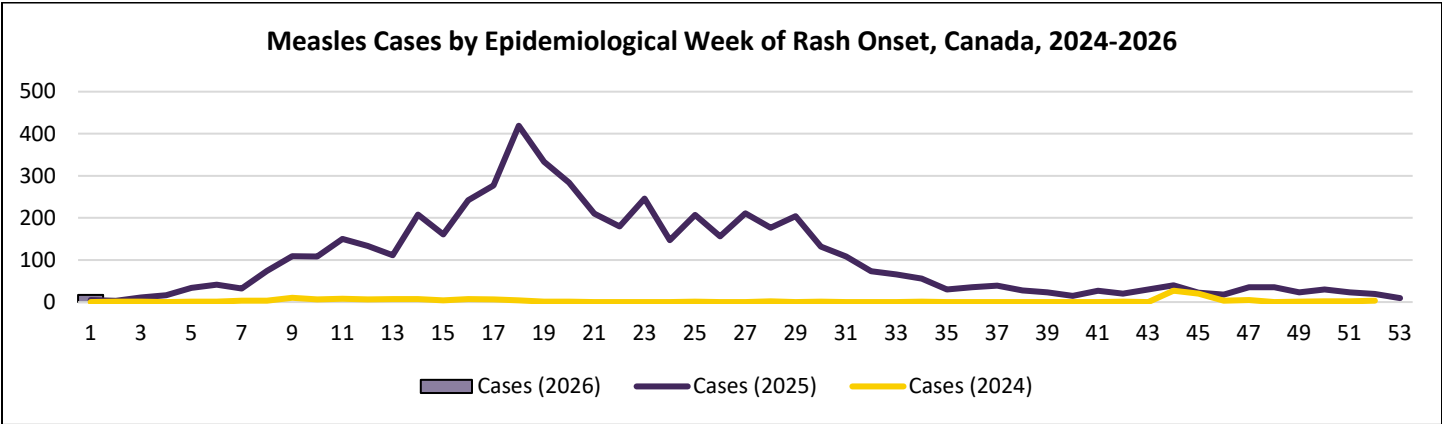


Figure Notes: Data as of January 10, 2026, and includes probable and confirmed cases; 11 cases missing date of rash onset during 2025.

Cases have been reported by 4 jurisdictions: [Alberta](#) (7), [Manitoba](#) (6), [British Columbia](#) (2), and [Saskatchewan](#) (2). Those aged 5-17 years have been most affected (59%), followed by those aged 1-4 years (24%), and 18-54 years (18%). Among all cases, 100% were unvaccinated, none have been hospitalized, and 94% were exposed in Canada (epidemiologically and/or virologically linked).

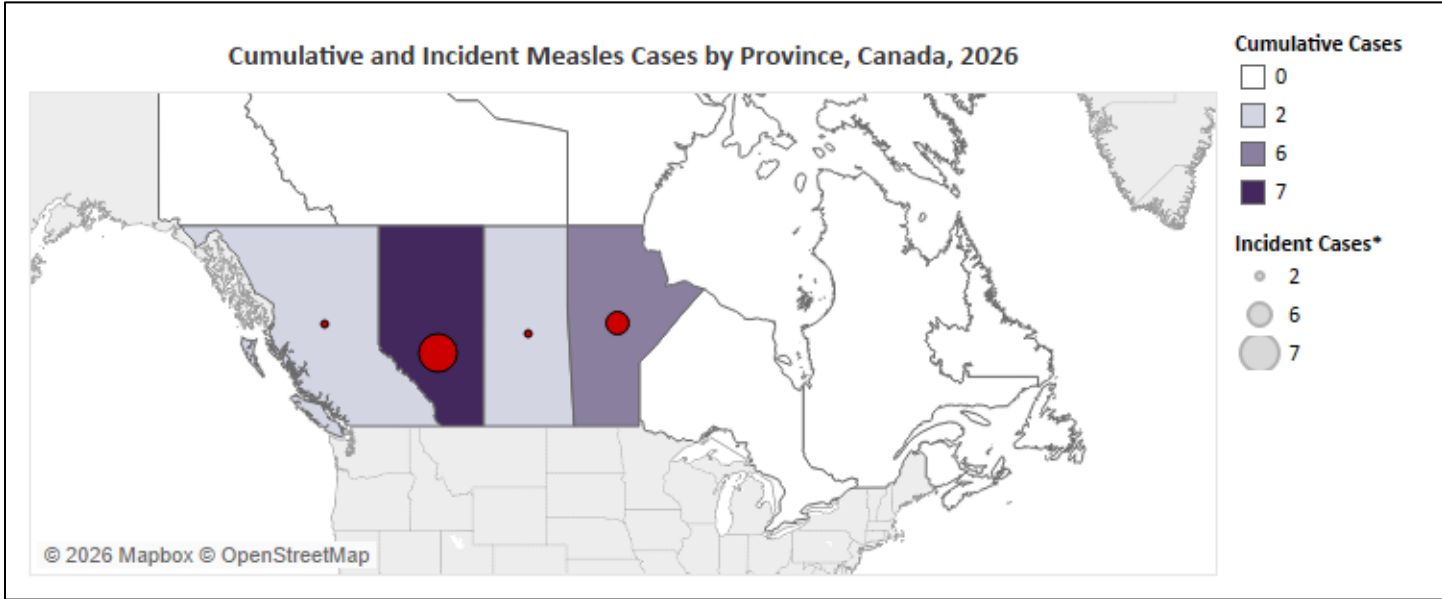


Figure Notes: Data as of January 10, 2026, and includes probable and confirmed cases; *Change in cumulative total compared to previous update.

Canada is currently experiencing a large measles outbreak involving 5,380 cases that began in October 2024 and has resulted in the country [losing measles elimination status](#). There were 5,436 probable and confirmed measles cases and 2 deaths (both congenital cases) reported in Canada during 2025, the highest number of cases reported in a single year since 2011 (752). From 1998-2024, a period where measles was eliminated in Canada, there were 91 cases reported annually on average. The United States CDC currently has a [Level 1 – Practice Usual Precautions Travel Health Notice](#) posted regarding measles globally.

Source: [PHAC \(1/20/26\)](#)

Mexico – PAHO to Review Measles Elimination Status in April:

According to data from the [Secretary of Health of Mexico](#), as of January 21, 2026, there have been a total of 6,428 confirmed measles cases and 25 deaths reported in Mexico during 2025, and 823 confirmed cases reported during 2026. Since the previous update, 435 confirmed incident cases and 1 death were reported. Incident cases were reported primarily in Jalisco (215) and Chiapas (97).

Measles Cases, Hospitalizations, and Deaths, Mexico, 2025-2026							
Year	Probable Cases		Confirmed Cases		Deaths		
	Cumulative	Incident†	Cumulative	Incident†	Cumulative	Incident†	CFR
2025	15,749	+158	6,428	+1	25	+1	0.4%
2026	1,989	+962	823	+434	0	0	0.0%

Table Notes: Data as of January 21, 2026; †Change in cumulative total compared to prior update; *Case fatality rate (CFR) calculated among confirmed cases.

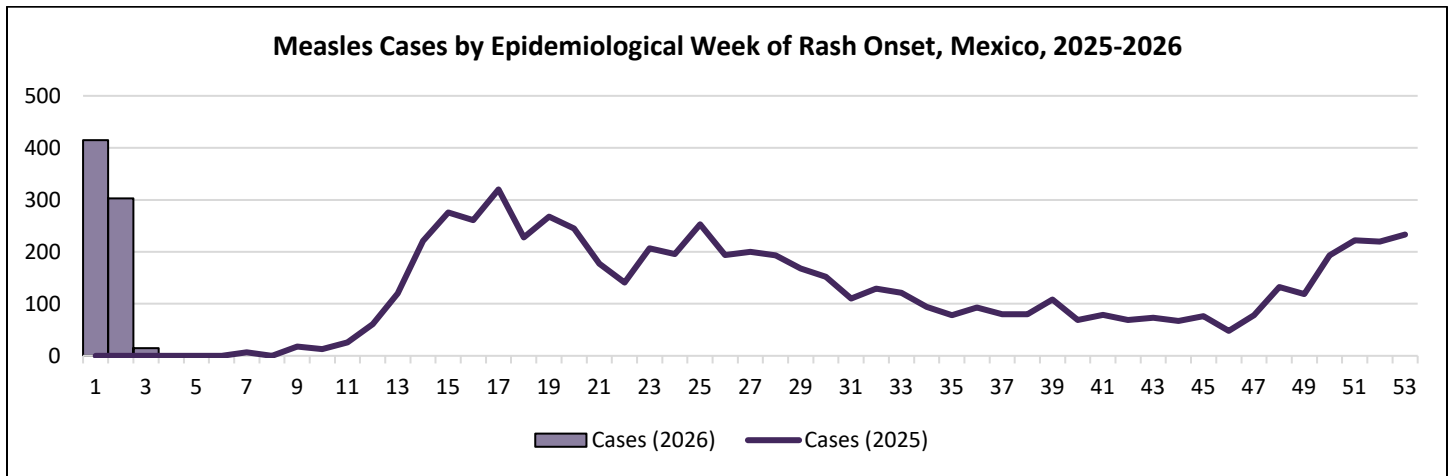


Figure Notes: Data as of January 21, 2026, and includes confirmed cases only; 2 confirmed cases missing from figure.

During 2026, confirmed cases have been reported by 16 states, primarily Jalisco (421) and Chiapas (198). During 2025, confirmed cases were reported by 29 states, primarily Chihuahua (4,491) and Jalisco (663). Across both years, incidence per 100,000 population has been highest among those aged <1 year (43.12), followed by those aged 1-4 years (12.98), those aged 5-9 years (8.06), and those aged 25-29 years (7.39).

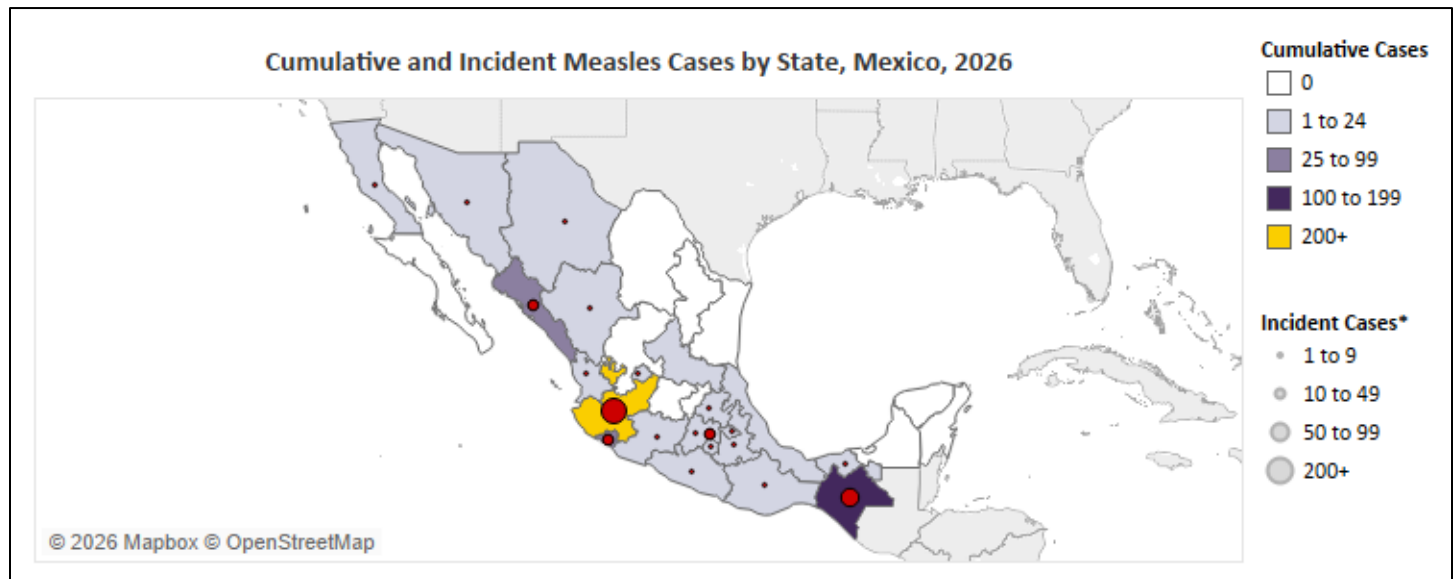


Figure Notes: Data as of January 21, 2026, and includes confirmed cases only; *Change in cumulative total compared to prior update.

Measles outbreaks in Mexico have been ongoing since February 1, 2025. On January 16, 2026, the [Pan American Health Organization \(PAHO\)](#) reported that they had invited Mexico to meet virtually in April to review their measles elimination status. The United States CDC currently has a [Level 1 – Practice Usual Precautions Travel Health Notice](#) posted regarding measles globally.

Source: [Secretary of Health \(1/20/26\)](#)

Israel – Updated Data on Outbreak Centered in Beit Shemesh and Jerusalem:

According to data from the [Israeli Ministry of Health](#), as of January 19, 2026, there have been a total of 2,730 measles cases and 13 deaths reported in Israel since April 2025. Since the previous update, 71 incident cases were reported.

Measles Cases, Hospitalizations, and Deaths, Israel, 2025						
Cases		Hospitalizations		Deaths		
Cumulative	Incident†	Cumulative	Incident†	Cumulative	Incident†	CFR
2,730	+71	899	+21	13	+0	0.5%

Table Notes: Data as of January 19, 2026; †Change in cumulative total compared to previous update.

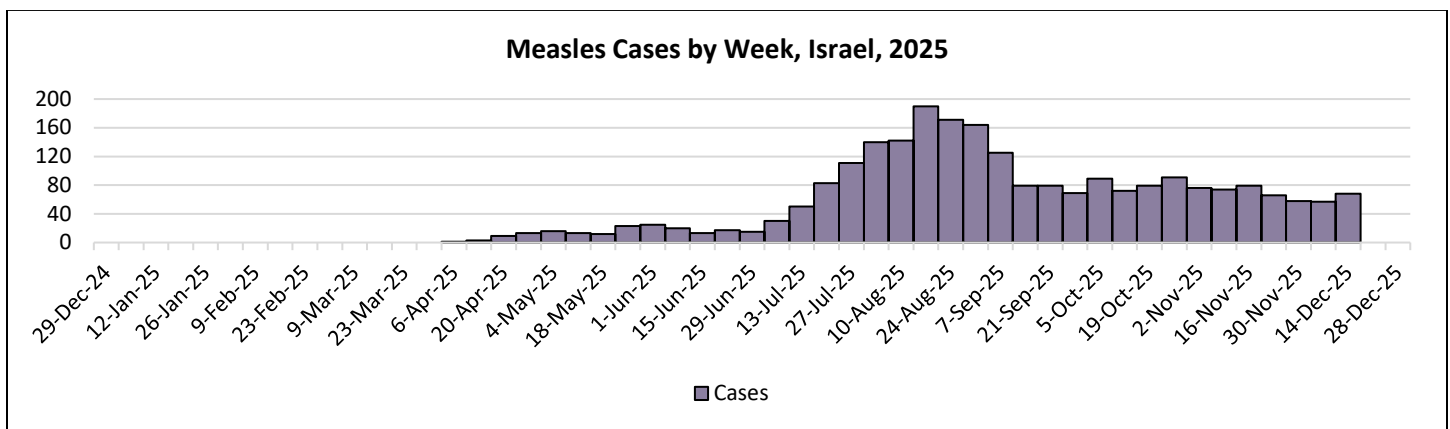


Figure Notes: Data as of January 19, 2026, and includes 2,422 cases through December 20, 2025.

Cases have primarily been reported in Beit Shemesh (850) and Jerusalem (804). According to the most recent [press release](#), other areas affected include Bnei Brak, Harish, Modi'in Illit, Nof HaGalil, Kiryat Gat, Ashdod, Safed, Netivot, Haifa, Tiberias, the Mateh Binyamin Regional Council, and Tekoa. Among all cases, 88.3% have been among children aged <10 years, and 32.9% have been hospitalized, including 16 cases currently hospitalized – 6 of which are in intensive care. Almost all deaths have been reported among unvaccinated children aged <3 years of age with no underlying health conditions. Vaccination campaigns have been ongoing since May 2025. Breakthrough infections (1, 2) resulting in mild infections have been observed in this outbreak among doctors providing care for measles patients at the same hospital.

A total of [54 measles cases](#) were reported in Israel during 2023-2024. During 2018-2019, Israel experienced a large measles outbreak with approximately 4,300 cases and 3 deaths that was linked to outbreaks in [New York City \(NYC\)](#), and [New York \(excluding NYC\) and New Jersey](#). The United States CDC currently has a [Level 1 – Practice Usual Precautions Travel Health Notice](#) posted regarding measles globally.

Source: [Israeli Ministry of Health \(1/20/26\)](#)

Mpox

Africa – Public Health Emergency of Continental Security Status Lifted:

According to data from the [World Health Organization \(WHO\)](#), as of January 11, 2026, there have been a total of 62,121 confirmed mpox cases and 251 deaths reported in Africa since the beginning of 2024. Since the previous update, 206 confirmed incident cases were reported, primarily in Guinea, [Madagascar](#), Uganda, and Tanzania.

Mpox Cases and Deaths by Select Countries, Africa, 2024-2026

Geography	Clades Detected	Confirmed Cases		Deaths		
		Cumulative	Incident†	Cumulative	Incident†	CFR
Burundi	Ib	4,608	+0	1	+0	0.0%
DRC	Ia, Ib, IIa, and IIb	35,785	+2	78	+0	0.2%
Ghana	IIa and IIb	952	+3	7	+0	0.7%
Guinea	IIa and IIb	2,057	+134	6	+0	0.3%
Kenya	Ib	946	+0	13	+0	1.4%
Liberia	IIa and IIb	1,518	+4	8	+0	0.5%
Sierra Leone	IIa and IIb	5,442	+0	60	+0	1.1%
Uganda	Ib	8,428	+22	51	+0	0.6%
Rest of Africa	Ia, Ib, IIa, and IIb	2,385	+41	27	+0	1.1%
Total	Ia, Ib, IIa, and IIb	62,121	+206	251	+0	0.4%

Table Notes: Data as of January 11, 2026, and includes confirmed cases only. †Change in cumulative total compared to previous update.

Mpox Cases by Week of Notification and Select Countries, Africa, 2024-2026

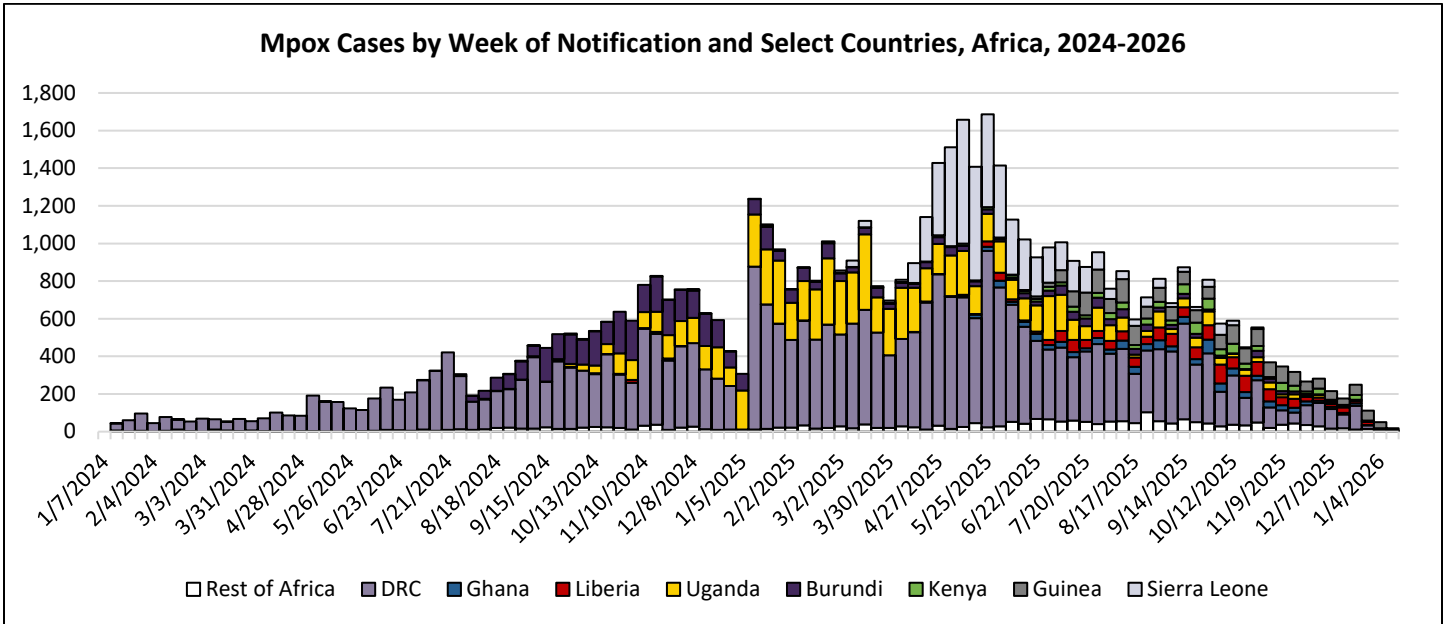


Figure Notes: Data as of January 11, 2026, and includes confirmed cases only; *4,039 confirmed cases reported in the DRC are excluded.

Cumulative and Incident Mpox Cases by Country, Africa, 2025-2026

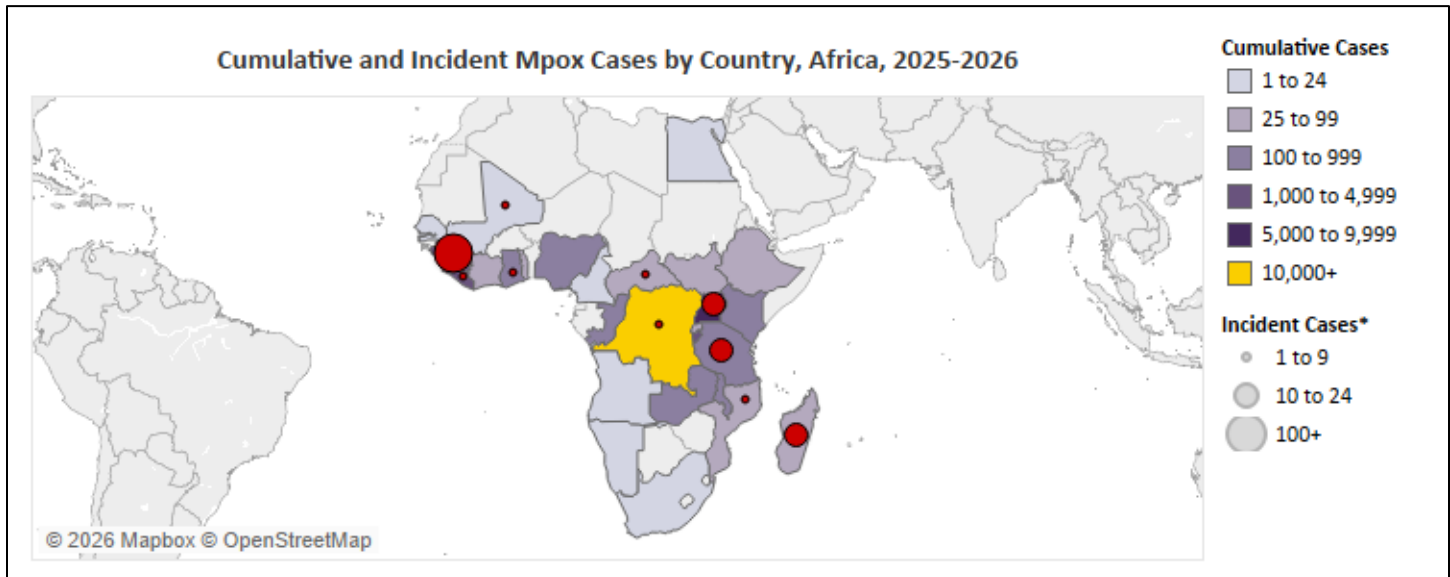


Figure Notes: Data as of January 11, 2026, and includes confirmed cases only; *Change in cumulative total compared to previous update.

Confirmed cases have been reported by 33 African countries since the beginning of 2024, primarily the Democratic Republic of the Congo (DRC), Uganda, Sierra Leone, Burundi, Guinea, and Liberia. According to the [Africa CDC](#), weekly confirmed incident cases have decreased by 90% over the past 6 weeks.

As of January 22, 2026, and based on the sustained decline in cases, reduced mortality, improved testing capacity, and epidemiological patterns consistent with endemicity observed, the [Africa CDC](#) no longer assesses the situation in Africa to be a [Public Health Emergency of Continental Security \(PHECS\)](#), a status first declared on August 13, 2024. Despite this, endemic transmission persists in high burden countries requiring sustained vigilance.

The United States CDC currently has a [Level 2 – Practice Enhanced Precautions Travel Health Notice](#) posted regarding clade II mpox in Liberia. Confirmed case totals in Africa since the beginning of 2025 (44,176) have more than doubled totals for 2024 (17,945), with additional countries affected.

Source: [WHO \(1/16/26\)](#)

Global (Outside of Africa) – Incident Travel Associated Clade Ib Cases Reported:

According to data from the [World Health Organization \(WHO\)](#), as of January 11, 2026, there have been a total of 109 travel associated and 37 secondary clade I mpox cases reported outside of Africa since the beginning of 2024. Since the previous update, 3 incident travel associated clade Ib mpox cases were reported in [Mayotte](#) (1), [Nepal](#) (1), and [Ireland](#) (1). All cases were reported among adult males.

Travel Associated Clade I Mpox Cases, Global (Outside of Africa), 2024-2026			
Travel Associated Clade I Cases		Linked Secondary Clade I Cases	
Cumulative	Incident†	Cumulative	Incident†
109	+3	37	+0

Table Notes: Data as of January 11, 2026; †Change in cumulative total compared to previous update.

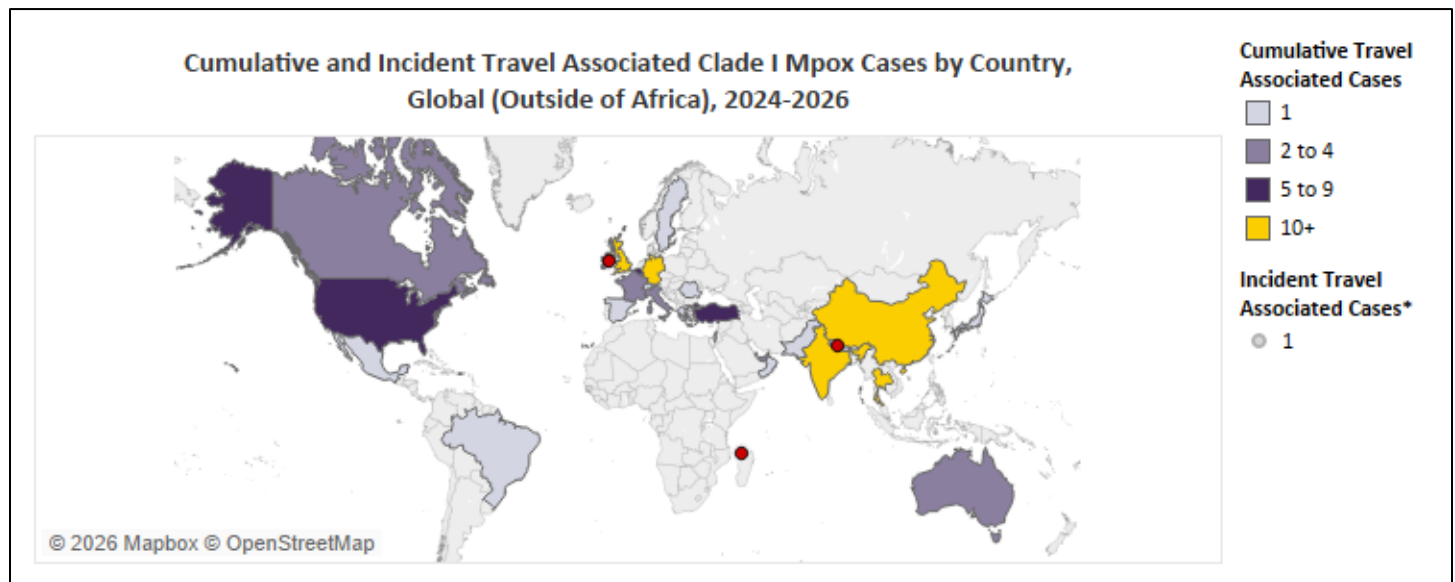


Figure Notes: Data as of January 11, 2026, and does not include linked secondary cases or clade I cases not determined to be travel associated; *Change in cumulative total compared to previous update.

The case in Mayotte reported recent travel to Madagascar, while the case in Nepal reported recent travel to the United Arab Emirates (UAE), and the case in Ireland reported recent travel to Germany. According to the WHO, community transmission of clade Ib mpox is confirmed in Madagascar and likely in the UAE. These are the first clade I mpox cases reported in Mayotte and Nepal.

Subclade of travel associated cases reported since the beginning of 2024 is distributed as follows: 104 clade Ib, 4 clade Ia, and 1 clade I without information on subclade. Travel associated cases (not including secondary cases) have been reported by 28 countries outside of Africa, primarily the United Kingdom (15), China (11), China (11), [Thailand](#) (11), and [India](#) (11).

Since September 2025, [broader transmission of clade I mpox](#) has been observed globally in previously unaffected countries and countries previously reporting travel associated cases only, particularly among men who have sex with men (MSM).

Source: [WHO \(1/16/26\)](#)

New World Screwworm

Mexico – Animal Cases Reported in Tamaulipas Near United States Border:

On January 20, 2026, the United States CDC issued a [Health Advisory](#) regarding New World screwworm (NWS) cases detected among animals near the United States – Mexico border, specifically in Tamaulipas, to increase awareness given the potential for geographic spread. According to data from the [Secretary of Agriculture of Mexico](#), as of January 20, 2026, there have been a total of 14,321 NWS cases reported among animals, of which 870 are currently active, since November 2024. Activity in Mexico is primarily concentrated in central and southern areas. In Tamaulipas, there have been a total of 16 NWS cases reported, 13 of which are currently active. There have been over 1,190 NWS cases and 7 deaths reported among humans in Mexico (including 24 hospitalizations) and Central America, and 1 confirmed NWS case reported in the United States among a traveler returning from El Salvador. According to the United States CDC, the NWS fly has not been detected in the United States and the risk to humans is low. Central America has been experiencing a New World Screwworm outbreak since 2023.

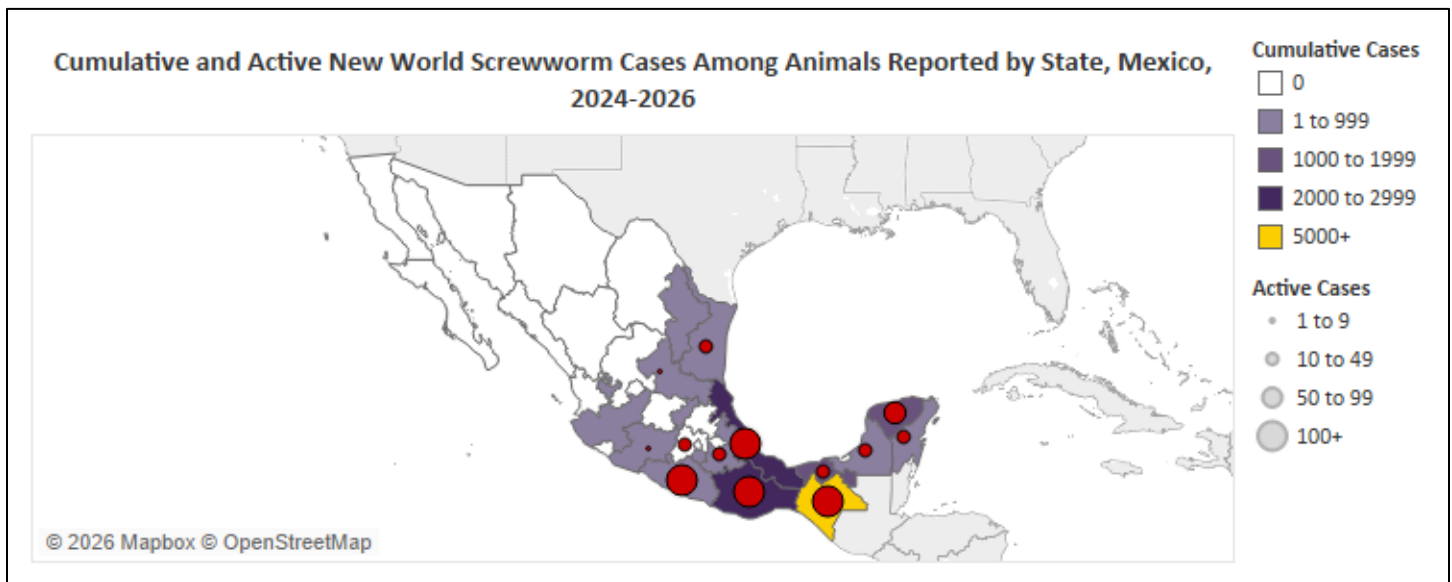


Figure Notes: Data as of January 20, 2026.

Source: [CDC HAN \(1/20/26\)](#), [Secretary of Agriculture \(1/20/26\)](#), [CDC \(1/20/26\)](#)

Non-Seasonal Influenza

China – Incident Human Cases Reported in Multiple Provinces (H9N2):

According to data from the [Hong Kong Centre for Health Protection \(HKCHP\)](#), as of January 19, 2026, there have been a total of 20 influenza A(H9N2) cases reported among humans in China during the past 6 months, none of which have been fatal. Since the previous update, 3 incident human H9N2 cases were reported in the Guangxi Zhuang Autonomous Region (1), and Hubei (1) and Jiangsu (1) Provinces. All incident cases were reported among children aged 1-8 years with symptom onset during November-December 2025.

Human H9N2 Cases and Deaths, China, Past 6 Months				
Confirmed Cases		Deaths		
Cumulative	Incident†	Cumulative	Incident†	CFR*
20	+3	0	+0	0.0%

Table Notes: Data as of January 19, 2026; Past 6 months refers to date of reporting rather than date of symptom onset; †Change in cumulative total compared to previous update.

According to data from the [World Health Organization \(WHO\)](#), the case reported in Hubei Province among a 5-year-old male was exposed to backyard poultry prior to illness onset, while the other cases reported no known exposures to live poultry. Indirect exposure to freshly slaughtered poultry prior to illness onset was reported by the other cases. All cases have recovered from infection.

According to data from the WHO, as of January 15, 2026, there have been a total of 152 human H9N2 cases reported in China since December 2015.

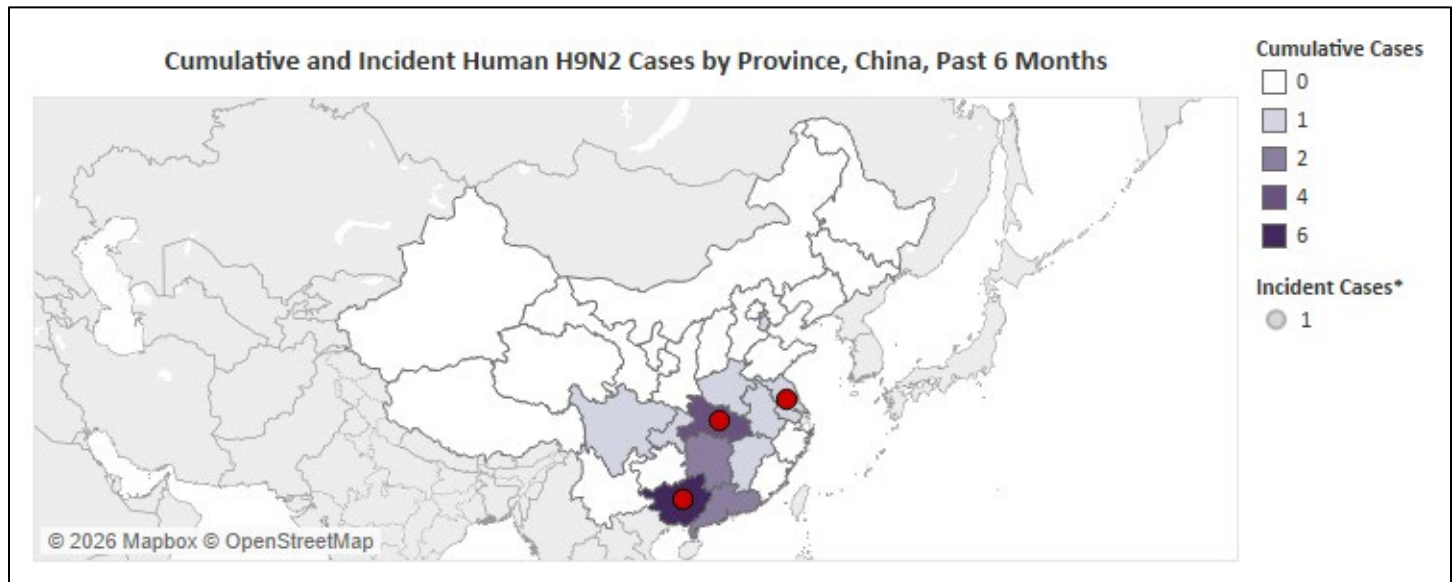


Figure Notes: Data as of January 19, 2026; Past 6 months refers to date of reporting rather than date of symptom onset; *Change in cumulative total compared to previous update.

Sources: [HKCHP \(1/20/26\)](#), [WHO \(1/16/26\)](#)

United States – Updated Data on Poultry Flock and Livestock Detections (HPAI):

According to data from the [United States Department of Agriculture \(USDA\)](#), as of January 21, 2026, there have been a total of 2,029 confirmed highly pathogenic avian influenza (HPAI) detections reported among poultry flocks in the United States since February 8, 2022. In the past 30 days, a total of 67 confirmed HPAI detections have been reported.

HPAI Detections Among Animals, United States, Past 30 Days						
Poultry Flocks		Livestock Herds*			Wild Birds	Mammals
Commercial	Backyard	Dairy Cattle	Swine	Alpacas		
18	49	0	0	0	615	4

Table Notes: Data as of January 21, 2026; The number of detections reported in the past 30 days are based on date of detection/confirmation rather than date of sample collection; *New HPAI detections among previously unaffected herds only.

In the past 30 days, HPAI has been detected among poultry flocks in 29 states, primarily Kansas (10), Arkansas (5), New York (4), Minnesota (4), and Pennsylvania (4). In 2025, detections increased from September (29) – November (96) before decreasing slightly in December (82). There have been 43 detections reported so far during January of 2026. Similar trends have been observed during recent years in the [United States](#) and [globally](#). The New York State Department of

Environmental Conservation recently reminded New Yorkers to [stay alert for HPAI](#) and avoid contact with sick or dead birds and mammals that may be infected.

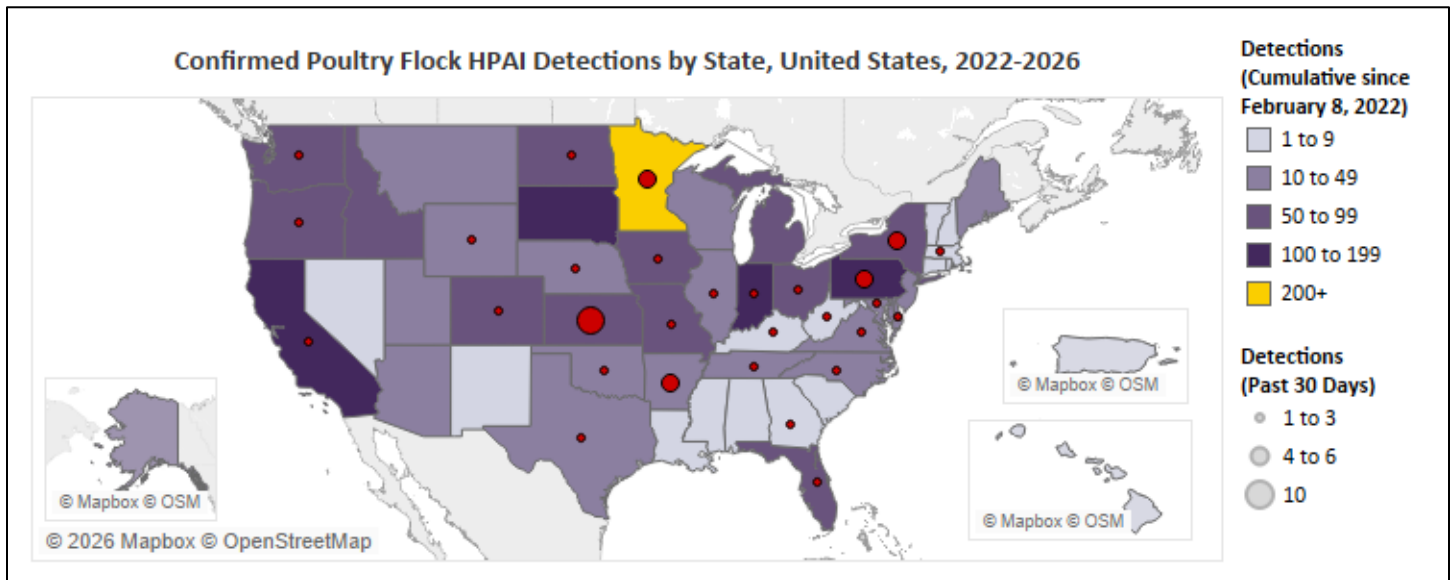


Figure Notes: Data as of January 16, 2026, 2025; *Change in cumulative total compared to previous update.

According to data from the [United States CDC](#), as of January 9, 2026, there have been a total of 71 confirmed influenza A(H5) cases, including 2 deaths ([1](#), [2](#)), and 7 probable H5 cases reported among humans since the beginning of 2024. The [most recent human case](#), and first ever human H5N1 case globally, was reported during November 2025 in Washington. Most human cases were exposed during commercial agriculture and related operations involving contact with dairy cattle and poultry. According to the CDC, the current risk to public health is low and person-to-person transmission has not been documented. HPAI continues to be detected among [livestock](#) (primarily [dairy cattle](#)), [wild birds](#), and other [mammals](#).

Since [2022](#), 19 countries in the Americas have reported over 5,000 H5N1 outbreaks, and 5 countries have reported a cumulative total of 75 human H5N1 cases, including 2 deaths (both caused by the [D1.1 strain](#)).

Sources: [USDA \(1/21/26\)](#), [CDC \(1/9/26\)](#)

Pertussis

United States – Case Count Currently Much Lower in 2026 Compared to 2025:

According to provisional data from the [United States CDC](#), as of January 17, 2026, there have been a total of 307 pertussis cases reported among United States residents and residents of United States Territories during 2026. Since the previous update, 176 incident cases were reported, of which 138 reported symptom onset during the most recent epidemiological week. Totals for 2026 are currently much lower compared to totals for 2025 as of the same date across all reporting areas.

Pertussis Cases by Reporting Area with Prior Year Comparison, United States, 2025-2026				
Reporting Area	Cases			
	Current Week	Cumulative (2026)	Cumulative (2025)	Ratio (2026/2025)
New England	1	2	41	0.0
Middle Atlantic	7	11	97	0.1
East North Central	18	59	409	0.1
West North Central	13	14	313	0.0
South Atlantic	22	63	146	0.4
East South Central	12	39	101	0.4
West South Central	10	20	89	0.2

Mountain	31	58	266	0.2
Pacific	24	41	440	0.1
United States Territories	-	-	4	0.0
Total	138	307	1906	0.2

Table Notes: Data as of January 17, 2026; Case counts are provisional and subject to change; New York State is included in the Middle Atlantic region.

During 2024-2025, reported pertussis cases increased across the country and remained elevated compared to before the COVID-19 pandemic; however, cases have been trending downward since peaking in November 2024. [During those years](#), there were 28,955 pertussis cases reported among United States residents and residents of United States Territories during 2025, and 43,401 during 2024. According to provisional data from the [United States CDC](#), there were 10 pertussis deaths reported in the United States during 2024, of which 6 were reported among infants aged <1 year. According to data from the [Pan American Health Organization \(PAHO\)](#), there were 13 deaths reported in the United States during 2025, of which 9 were reported among infants aged <1 year. [PAHO has reiterated](#) the importance of increasing vaccination coverage and strengthening surveillance systems considering the resurgence of pertussis in the Americas and the emergence of antibiotic-resistant strains.

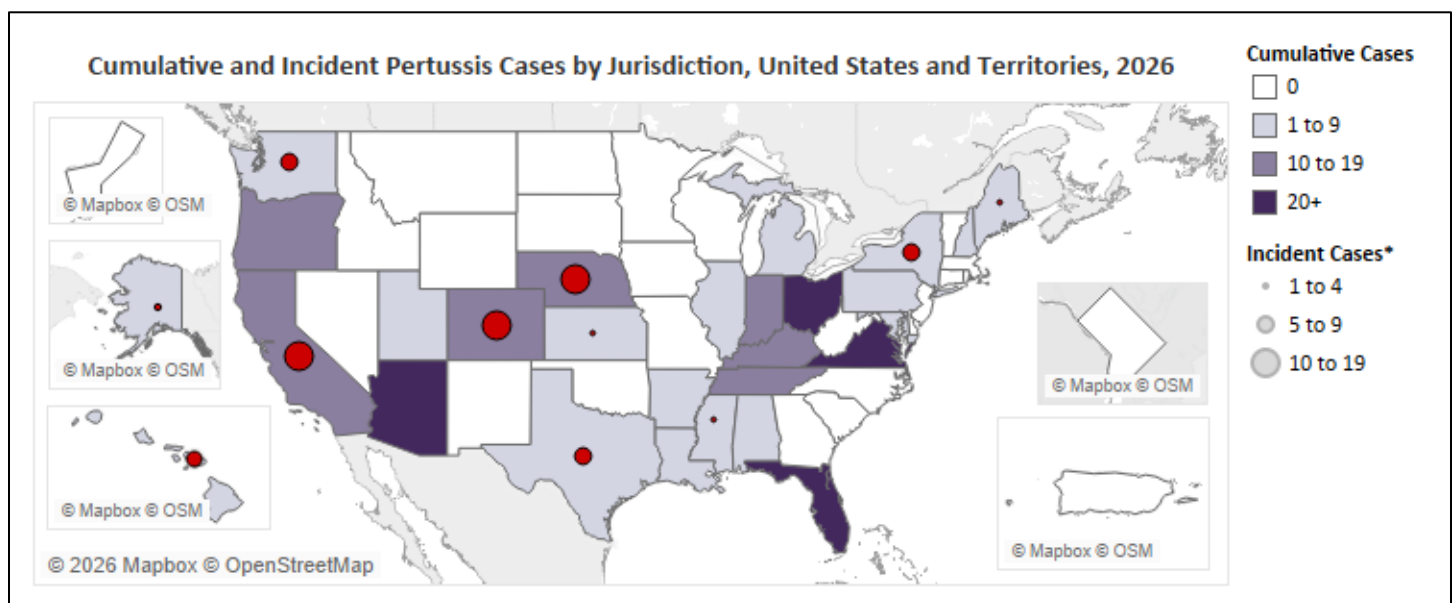


Figure Notes: January 17, 2026; New York State and New York City are combined in figure; The United States Virgin Islands, American Samoa, and Commonwealth of Northern Mariana Islands did not report any cases during 2025-2026 and are not included in figure; *Incident cases reported symptom onset during the most recent epidemiological week.

Sources: [CDC \(1/21/26\)](#), [CDC \(12/2/25\)](#)

Polio

Global – Incident AFP Cases with 2025 Onset Reported in Multiple Countries:

According to data from the [Global Polio Eradication Initiative \(GPEI\)](#), as of January 19, 2026, there have been a total of 40 acute flaccid paralysis (AFP) cases caused by wild poliovirus type 1 (WPV1), 3 AFP cases caused by circulating vaccine-derived poliovirus type 1 (cVDPV1), 204 AFP cases caused by circulating vaccine-derived poliovirus type 2 (cVDPV2), and 12 AFP cases caused by circulating vaccine-derived poliovirus type 3 (cVDPV3), reported with onset of paralysis during 2025. Since the previous update, 1 incident AFP case caused by WPV1 was reported in Pakistan, 12 incident AFP cases caused by cVDPV2 were reported in Nigeria (9) and the Democratic Republic of Congo (DRC) (3), and 5 incident AFP cases caused by cVDPV3 were reported in Nigeria. No AFP cases with onset of paralysis during 2026 have been reported.

Acute Flaccid Paralysis (AFP) Cases by Causal Agent, Global, 2025							
WPV1		cVDPV1		cVDPV2		cVDPV3	
Cumulative	Incident†	Cumulative	Incident†	Cumulative	Incident†	Cumulative	Incident†
40	+1	3	+0	204	+12	12	+5

Table Notes: Data as of January 19, 2026, and only includes AFP cases with onset of paralysis during 2025; †Change in cumulative total compared to previous update.

AFP cases caused by WPV1 with onset of paralysis during 2025 have been reported by [Pakistan](#) (31) and [Afghanistan](#) (9). AFP cases caused by cVDPV1 with onset of paralysis during 2025 have been reported by [Algeria](#) (1), [Lao People's Democratic Republic](#) (1), and the [DRC](#) (1). AFP cases caused by cVDPV2 with onset of paralysis during 2025 have been reported by 14 countries, primarily [Nigeria](#) (62), [Ethiopia](#) (40), [Yemen](#) (30), [Chad](#) (26), and [Angola](#) (19). AFP cases caused by cVDPV3 with onset of paralysis during 2025 have been reported by [Nigeria](#) (5), [Chad](#) (4), [Guinea](#) (2), and [Cameroon](#) (1).

Environmental detections from samples collected during 2025 have been reported by 9 countries ([Germany](#), [Israel](#), the [Ivory Coast](#), [Namibia](#), occupied [Palestinian territory](#), [Poland](#), [Senegal](#), the [United Republic of Tanzania](#), and the [United Kingdom](#)) with no reported AFP cases, suggesting undetected transmission was occurring at some point in these countries. There have not been any environmental detections reported from samples collected during 2026.

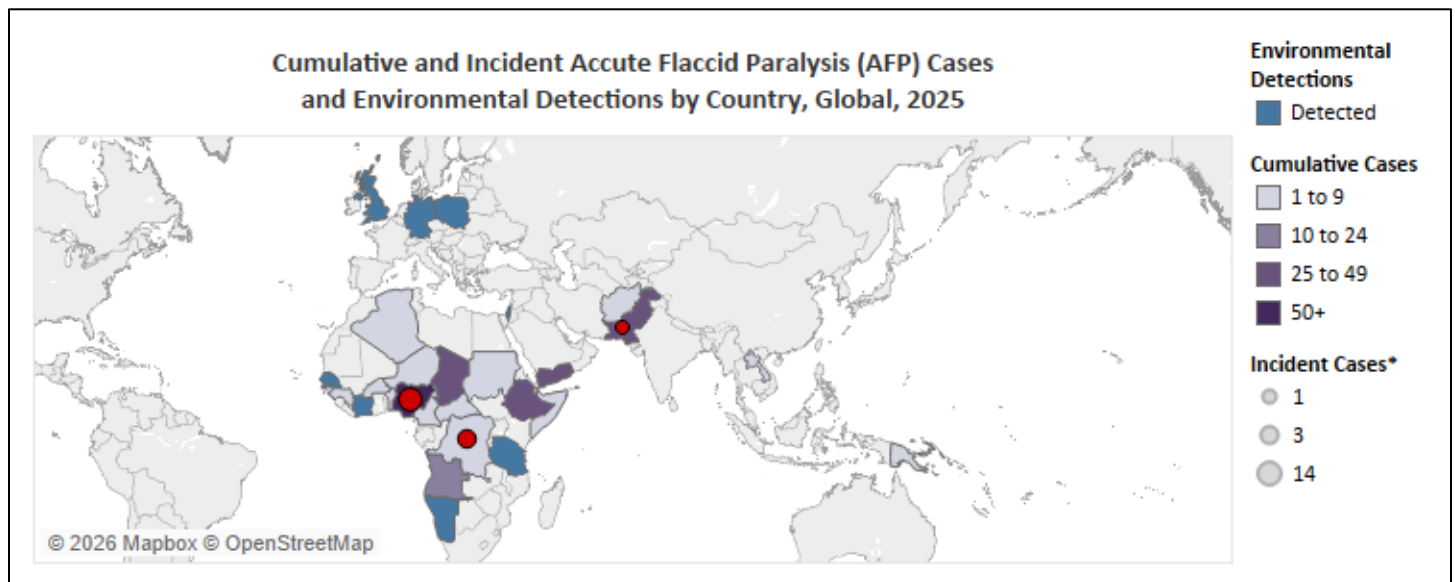


Figure Notes: Data as of January 19, 2026, and only includes cases with onset of paralysis or environmental detection samples collected during 2025; *Change in cumulative total compared to previous update.

The United States CDC currently has a [Level 2 – Practice Enhanced Precautions Travel Health Notice](#) posted regarding polio globally. A total of 99 AFP cases caused by WPV1, 11 AFP cases caused by cVDPV1, 448 AFP cases caused by cVDPV2, and 4 AFP cases caused by cVDPV3, were reported with onset of paralysis during 2024.

Sources: [GPEI - WPV \(1/19/26\)](#), [GPEI - cVDPV \(1/19/26\)](#), [WHO \(11/11/25\)](#)

Seasonal Influenza

United States – Updated Data on 2025-2026 Season Predominated by H3N2:

According to data from the [United States CDC](#), as of January 10, 2026, there have been an estimated total of 18 million infections, 230,000 hospitalizations, and 9,300 deaths from flu during the 2025-2026 season so far. There have been a total of 32 pediatric deaths reported, of which 15 were reported during the most recent week.

Influenza Surveillance Metrics, United States, 2025-2026 Season				
Estimated			Pediatric Deaths	
Infections	Hospitalizations	Deaths	Cumulative	Incident†
18 Million	230,000	9,300	32	+15

Table Notes: Data as of January 10, 2025; †Change in cumulative total compared to previous update.

According to data from the Outpatient Influenza-like Illness Surveillance Network (ILINET), current influenza activity is categorized as minimal or low in 8 jurisdictions, moderate in 8 jurisdictions, and high or very high in 36 jurisdictions.

The New York State Department of Health maintains the [NYS Flu Tracker](#) and publishes a weekly [Respiratory Surveillance Report](#) with influenza surveillance data specific for New York. During the week ending January 10, 2026, cases and deaths declined by 40% and 38%, respectively, compared to the prior week.

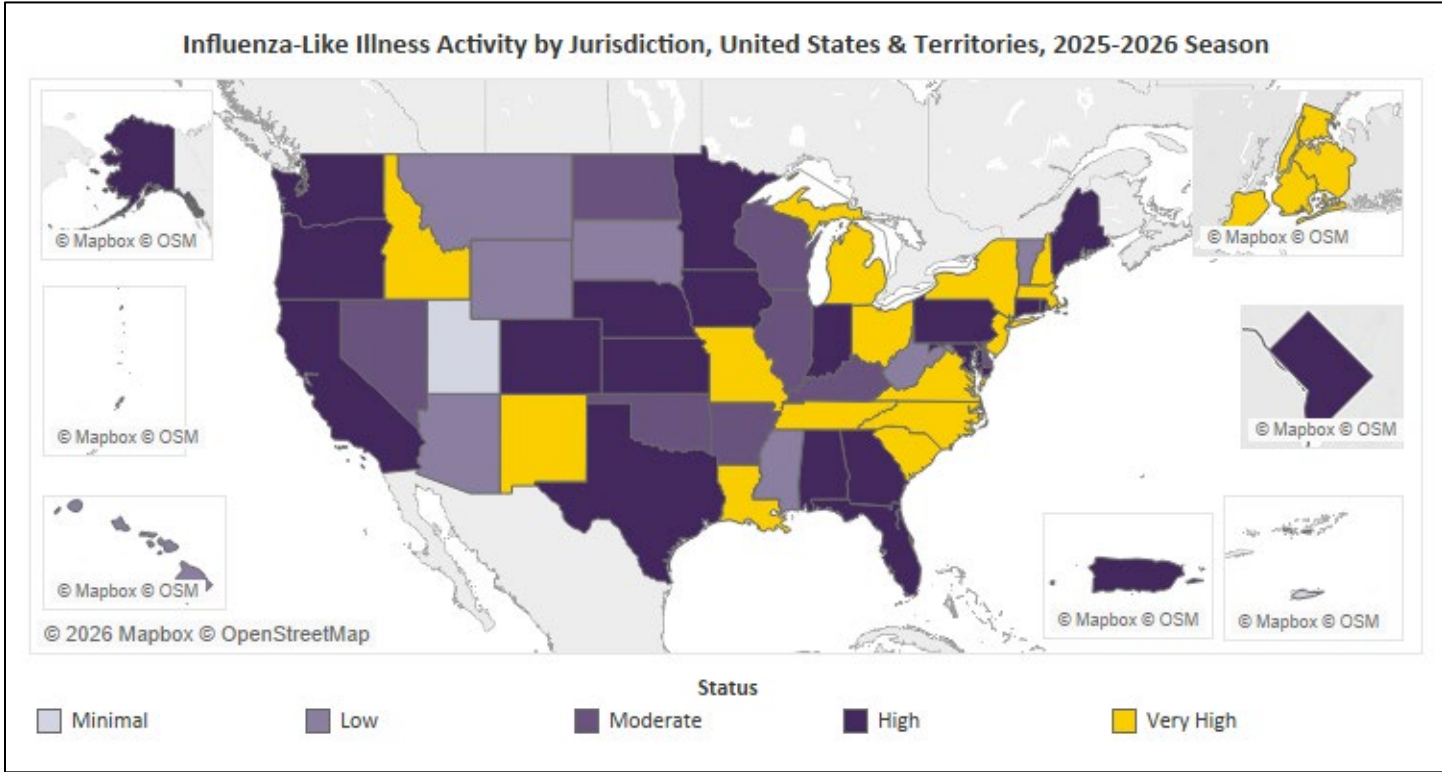


Figure Notes: Data as of January 10, 2025, and depicts activity during the most recent epidemiological week.

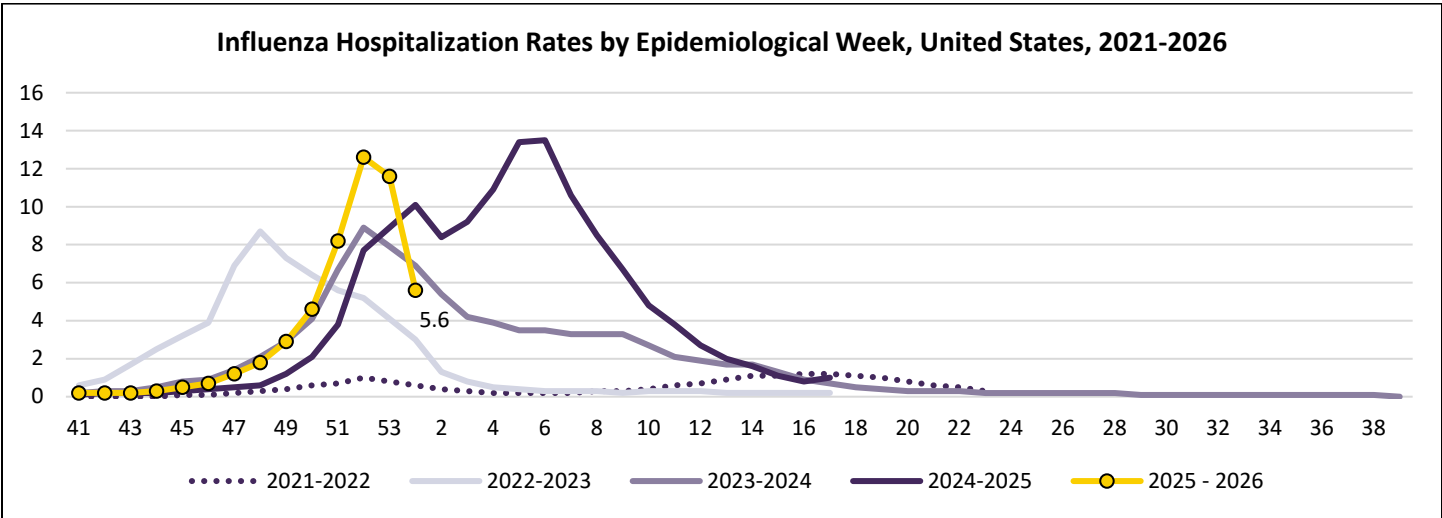


Figure Notes: Data as of January 10, 2026; Week 53 rates for seasons 2021-2022, 2022-2023, 2023-2024, and 2024-2025 calculated as the average of Weeks 52 and 1 of each respective season.

According to data from Influenza Hospitalization Surveillance Network (FluSurv-NET) member states (14), as of January 10, 2025, the cumulative hospitalization rate among laboratory-confirmed influenza cases for the 2025-2026 season is 50.4 per 100,000 population. Cumulative rates are currently highest among those aged ≥65 years (166.8), children aged ≤4 years (54.2), especially those aged <1 year (86.0), and non-Hispanic Black persons (age-adjusted 93.3). The hospitalization rate during the most recent week was 5.6 per 100,000 population, a decrease compared to the prior week.

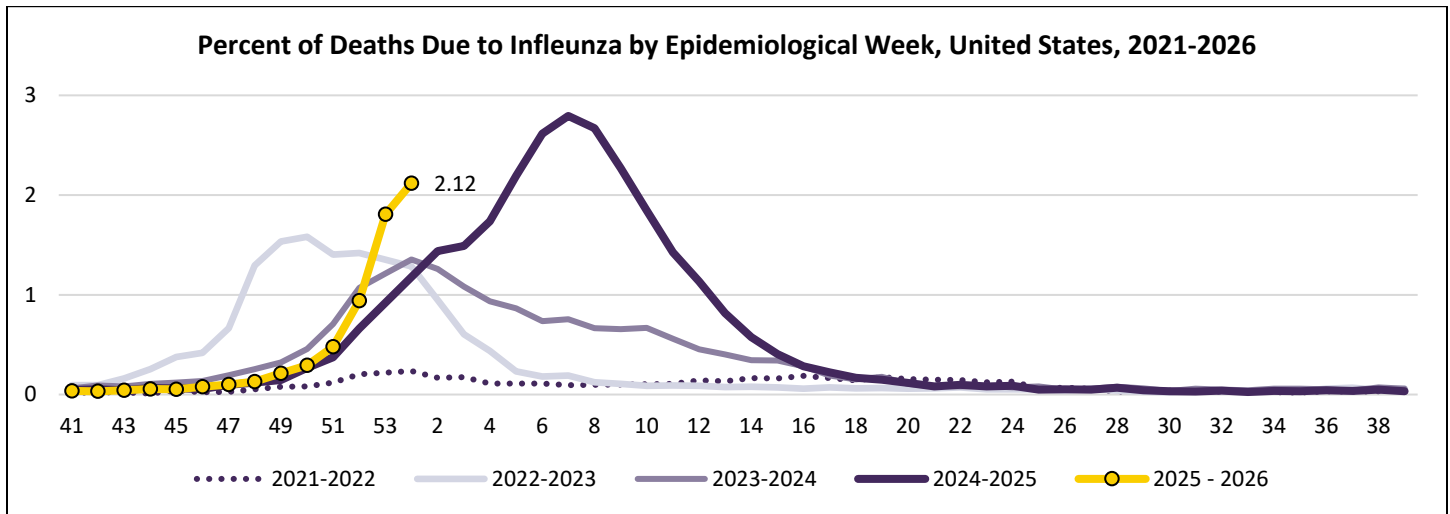


Figure Notes: Data as of January 10, 2026; Week 53 rates for seasons 2021-2022, 2022-2023, 2023-2024, and 2024-2025 calculated as the average of Weeks 52 and 1 of each respective season.

According to data from the National Center for Health Statistics (NCHS), the percentage of all deaths that occurred due to influenza during the most recent week was 2.12%, an increase compared to the prior week.

Influenza A(H3N2) has been detected most frequently among subtyped Influenza A samples this season (87.8%), including 89.7% of samples during the most recent week. Among subtyped samples that have been genetically characterized, 90.9% have been subclade K. According to the United States CDC, seasonal influenza activity remains elevated but has decreased or remained stable for 2 consecutive weeks, with the current season being classified as [moderately severe](#) across all ages.

According to data from the [United States CDC](#), the 2024-2025 flu season was classified as a high severity season with an estimated 47-82 million cases, 610,000-1.3 million hospitalizations, and 27,000-130,000 deaths from October 1, 2024 to May 17, 2025. Additionally, the 2024-2025 flu season saw the highest number of [pediatric deaths \(280\)](#) reported since they became nationally notifiable in 2004, with the exception of the 2009-2010 H1N1 pandemic (288). Among pediatric deaths reported during the 2024-2025 season, 89% were not fully vaccinated against influenza.

Source: [CDC \(1/16/26\)](#)

Salmonella

United States – New Multistate Outbreak Linked to Supplement Powders:

According to data from the [United States CDC](#), as of January 15, 2026, there have been a total of 45 cases infected with the outbreak strain of *Salmonella* Typhimurium linked to Live it Up Super Greens supplement powders.

Salmonella Outbreak Cases, Hospitalizations, and Deaths, United States, 2025			
Cases	Hospitalizations*	Deaths	
Cumulative	Cumulative	Cumulative	CFR
45	12	0	0.0%

Table Notes: Data as of January 14, 2026; *Among 41 cases with information available.

Cases have been reported by 21 states, primarily Wisconsin (11), Kentucky (4), Illinois (4), Ohio (3), and Minnesota (3), and reported dates of illness onset ranging from August 22 – December 30, 2025. Cases range from 16-81 years of age with a

median age of 45 years. Among cases with available demographic information, most have been male (62%), non-Hispanic (97%), and all have been White (100%). Among cases with information available, 29% have been hospitalized. Among interviewed cases (20), 80% reported eating Live it Up Super Greens supplement powders. Whole genome sequencing (WGS) revealed that bacteria obtained from case samples are closely related, suggesting a common source of infection.

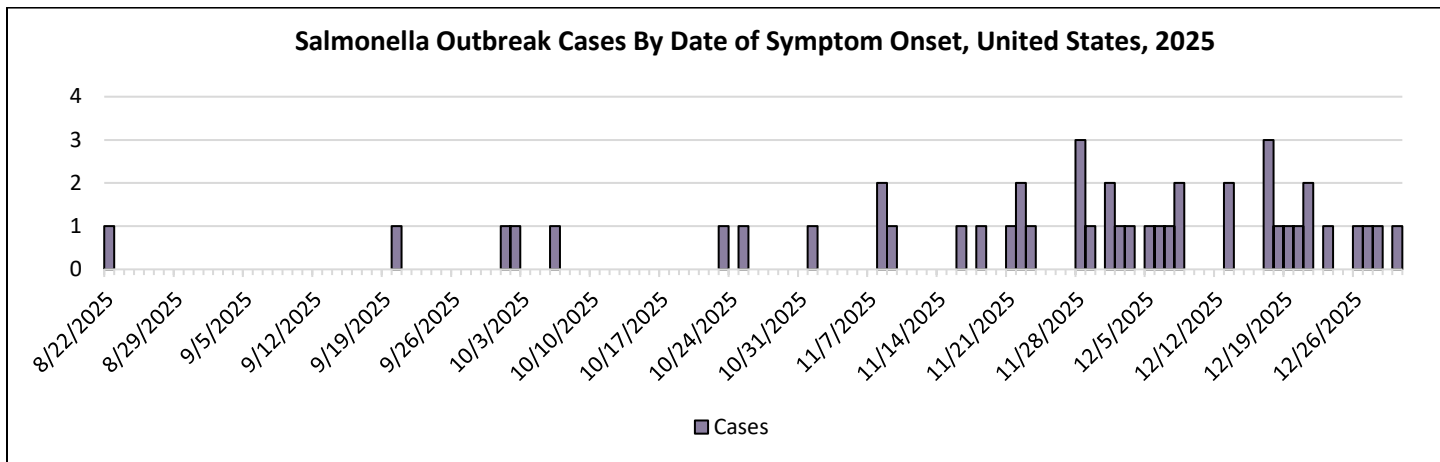


Figure Notes: Data as of January 14, 2026.

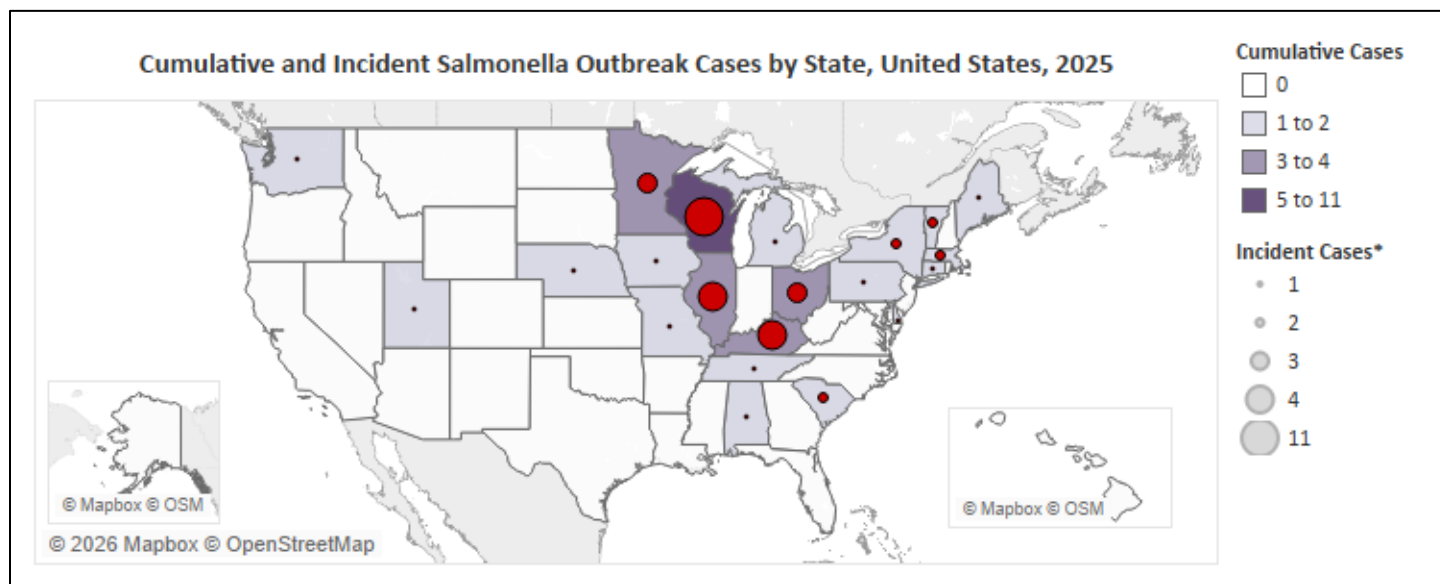


Figure Notes: Data as of January 14, 2026.

On January 15, 2026, Superfoods, Inc. DBA as Live it Up issued a [voluntary recall](#) of all Live it Up Super Greens products with lots beginning with the letter “A” and all stick pack products due to possible contamination. Recalled products were sold online in the United States since January 2025. According to the United States CDC, the true number of cases in this outbreak is likely much higher than the number reported and may not be limited to currently affected states.

Source: [CDC \(1/15/25\)](#)

Yellow Fever

The Americas – Initial 2026 Data; Incident Cases Reported in Colombia:

According to data from the [Pan American Health Organization \(PAHO\)](#), as of January 20, 2026 there have been a total of 11 confirmed yellow fever cases and 4 deaths reported in the Americas during 2026.

Yellow Fever Cases and Deaths, the Americas, 2026				
Confirmed Cases		Deaths		
Cumulative	Incident†	Cumulative	Incident†	CFR
11	+11	4	+4	36.4%

Table Notes: Data as of January 20, 2026; †Change in cumulative total compared to previous update.

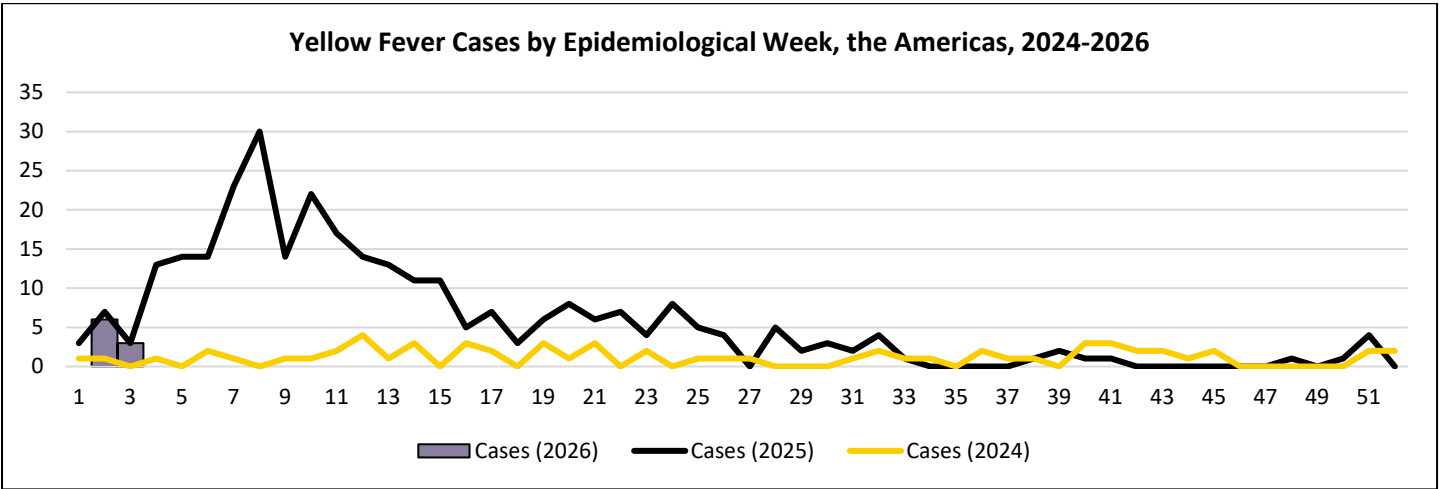


Figure Notes: Data as of January 20, 2026; Cases reported by Guyana (1) during 2025 and Colombia (2) during 2026 missing from figure.

All cases and deaths reported during 2026 have been reported in Tolima, [Colombia](#). Sustained epizootic activity and the detection of incident human cases has prompted the reactivation of alerts, vaccination campaigns and requirements, and intensified epidemiological surveillance in the country, particularly Tolima.

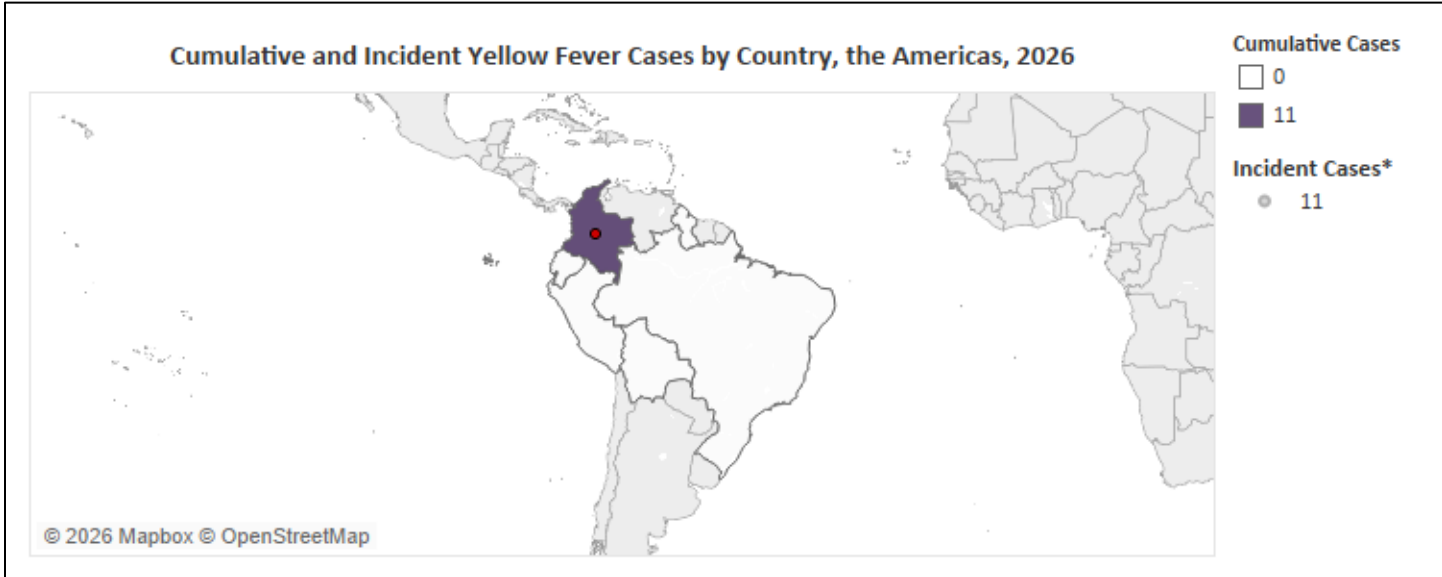


Figure Notes: Data as of January 20, 2026; †Change in cumulative total compared to previous update.

The United States CDC currently has a [Level 2 – Practice Enhanced Precautions Travel Health Notice](#) posted regarding yellow fever in Colombia. A total of 301 confirmed yellow fever cases and 124 deaths (CFR: 41.2%) were reported in the Americas during 2025, primarily in Brazil (119 cases and 47 deaths) and Colombia (118 cases and 49 deaths – a [5-fold increase](#) over 2024).

Source: [PAHO \(1/20/26\)](#)

Other Outbreaks, News, and Events

Other Outbreaks (2026):

Chikungunya

- The Americas – Almost 6,000 Incident Cases Reported in Cuba ([January 15](#))
- Sri Lanka – Updated Information on Trends During Largest Outbreak in 16 Years ([January 8](#))

Measles

- Global – WHO Provides Monthly Update on Measles Cases and Incidence Rates ([January 15](#))
- United States – Over 250 Incident Cases Reported Since Previous Update ([January 15](#))

Other Active CDC Travel Health Notices:

- [Chikungunya in Cuba - Level 2 - Practice Enhanced Precautions - Travel Health Notices | Travelers' Health | CDC](#)
- [Chikungunya in Sri Lanka - Level 2 - Practice Enhanced Precautions - Travel Health Notices | Travelers' Health | CDC](#)
- [Diphtheria in Guinea - Level 2 - Practice Enhanced Precautions - Travel Health Notices | Travelers' Health | CDC](#)
- [Rocky Mountain Spotted Fever in Mexico - Level 1 - Practice Usual Precautions - Travel Health Notices | Travelers' Health | CDC](#)
- [Global Dengue - Level 1 - Practice Usual Precautions - Travel Health Notices | Travelers' Health | CDC](#)
- [East African Sleeping Sickness in Zambia and Zimbabwe - Level 1 - Practice Usual Precautions - Travel Health Notices | Travelers' Health | CDC](#)
- [Rift Valley Fever in Mauritania and Senegal - Level 1 - Practice Usual Precautions - Travel Health Notices | Travelers' Health | CDC](#)
- [Oropouche in the Americas - Level 1 - Practice Usual Precautions - Travel Health Notices | Travelers' Health | CDC](#)
- [Malaria in Ethiopia - Level 1 - Practice Usual Precautions - Travel Health Notices | Travelers' Health | CDC](#)
- [Rabies in Morocco - Level 1 - Practice Usual Precautions - Travel Health Notices | Travelers' Health | CDC](#)
- [Rabies in India - Level 1 - Practice Usual Precautions - Travel Health Notices | Travelers' Health | CDC](#)
- [Extensively Drug-Resistant Typhoid Fever in Pakistan - Level 1 - Practice Usual Precautions - Travel Health Notices | Travelers' Health | CDC](#)
- [A Strain of Multidrug-Resistant Salmonella Newport in Mexico - Level 1 - Practice Usual Precautions - Travel Health Notices | Travelers' Health | CDC](#)
- [Extensively Drug-Resistant Typhoid Fever in Pakistan - Level 1 - Practice Usual Precautions - Travel Health Notices | Travelers' Health | CDC](#)

Other Global Health News and Events:

- [Measles elimination status in the United States and Mexico - PAHO/WHO | Pan American Health Organization](#)
- [Fewer older adults being vaccinated against flu, pneumonia, CDC data reveal | CIDRAP](#)
- [Seven suspected Lassa fever cases reported in Benue State, Nigeria; public health response initiated - BEACON](#)
- [Bangladesh reports off-season Nipah virus transmission and geographic expansion, with 100% fatality in recent cases - BEACON](#)
- [Mpox doesn't always cause illness, yet many patients have long-term effects, studies suggest | CIDRAP](#)
- [Report on the epidemiological situation of dengue in the Americas](#)
- [Peru issues dengue epidemiological alert in response to early warning signals of increased transmission - BEACON](#)

- [Increasing weekly dengue transmission in Sri Lanka, with 3478 cases reported in the first two weeks of 2026 - BEACON](#)
- [Quick takes: Death toll from USAID cuts, withdrawal of chikungunya vaccine, funding for updated Ebola vaccine | CIDRAP](#)
- [Request for information \(RFI\): Typhoid fever outbreak reported in Popokabaka, Kwango Province, DRC, with over 350 cases and a high complication rate. RFI on epidemiological details and additional verifying sources - BEACON](#)
- [WHO renews commitment to a leprosy-free world, spotlighting partnership and progress ahead of World Leprosy Day](#)
- [Third death reported in California, USA, associated with wild mushroom poisoning \(amatoxin\) within less than two months - BEACON](#)
- [Confirmed pneumonic plague death of a child in Ambositra District, Madagascar - BEACON](#)
- [Global Nestlé infant formula recall: Possible cereulide toxin \(Bacillus cereus\) contamination - BEACON](#)
- [Histoplasmosis cases in Williamson and Maury counties, Tennessee, USA, increase to 35, including one reported death - BEACON](#)
- [Most Would Recommend RSV Immunizations for Infants, Older Adults, and During Pregnancy | The Annenberg Public Policy Center of the University of Pennsylvania](#)
- [US formally withdraws from World Health Organization, leaving debt | CIDRAP](#)